

Patient Guide

1.877.551.2020

kinglasik.com



SEEING CLEARLY

*Have you ever dreamed of life
without glasses or contacts?*

Millions have. And by choosing Laser Vision Correction, they finally see clearly. This guide answers questions you may have about LASIK and PRK and outlines options available for you.

At King LASIK, we're here to help.





“ Life without glasses is great. As a father of three young children, I like being able to swim and play with the kids without needing glasses. As a busy professional, I no longer have to bother with glasses, contact lenses, solutions or dry eyes. Freedom from glasses and contacts has made it a lot easier to enjoy my life. ”

— DR. JOSEPH KING, Medical Director and former LASIK patient

HAVE YOU EVER dreamed about life without glasses?

Or never having to bother with contacts every day?

Playing sports without worrying about expensive glasses or swimming without contacts?

Or simply waking up and seeing the alarm clock – without asking what time it is?



EVERY YEAR two million people trade in their glasses and contact lenses and enjoy the freedom Laser Vision Correction provides.

It's a big decision and we know you may have many questions so we created this guide to help.

CAN LASIK HELP YOU?

Not everyone can have Laser Vision Correction, or LASIK, so the first step is to determine if you are a candidate for the procedure. We need to examine your eyes thoroughly to make sure LASIK is a good fit for you and determine how much we can improve your vision.

If you don't see a regular eye doctor, you simply come in for a free exam and consultation. This thorough visit helps determine if you are a good candidate and provides us with the information needed for your procedure.

On this visit, you will meet our medical staff and experience the care and comfort we provide. You'll learn about our experienced surgeons and the advanced technology we use.

You may have a few questions before you come in for your initial consultation, so on the next few pages you'll learn more about how your eye works, what you need to know about the LASIK procedure and what options are available.

This guide answers many common questions about Laser Vision Correction. We understand what a big decision it is to undergo LASIK – many of our doctors and staff have had the procedure done. So if you have any additional questions after reading this guide, please call our caring staff at King LASIK, 1.877.551.2020. We'd be happy to answer your questions!

I have always lived an active lifestyle, from high school wrestler to construction worker and father. At 3 months into my new life without glasses I experience none of the possible side effects and see perfectly. In fact at 20/15 vision, I see better than perfectly! I can't stop talking about how wonderful the whole experience was and is. I would and do recommend Dr. King and King LASIK to anyone.

– CHIP N.

NEARSIGHTED? Farsighted? Do you use reading glasses?

HOW GOOD IS YOUR EYESIGHT?

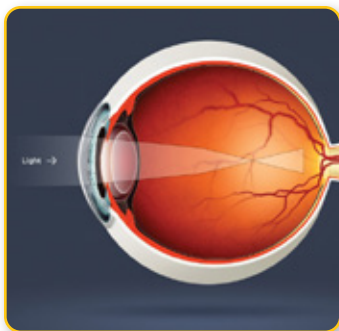
CHANCES ARE you are either nearsighted or farsighted with some level of astigmatism. At your initial exam, we will check your eyesight and determine your specific challenges. In most cases, your vision can be improved through Laser Vision Correction.



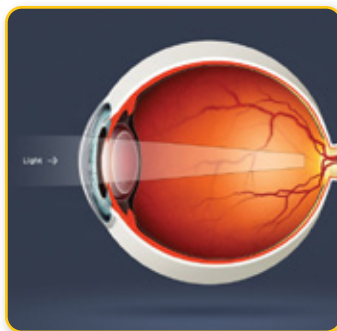
COMMON VISION PROBLEMS

THE EYE works like a camera where light passes through the lens and is focused on the film forming an image. In the eye, light rays pass through the cornea and lens and then strike the retina where an image forms.

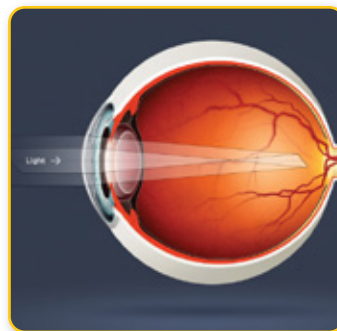
THE CORNEA is the clear window at the front of the eye that provides most of the eye's focusing power. The lens, which sits inside the eye behind the pupil, accounts for some of the remaining focusing power. Together the cornea and lens function to focus light rays onto the retina so the image is clear. Myopia, hyperopia, and astigmatism are all refractive errors that blur vision.



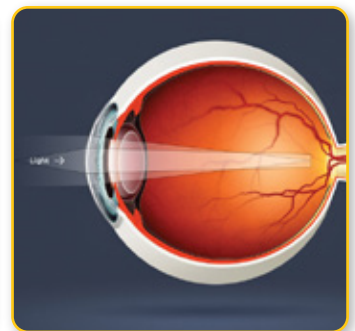
Nearsightedness (myopia): In a myopic eye, the corneal surface is too steeply curved, and the light rays are focused in front of the retina, resulting in a blurry image. To a near-sighted person, distant objects are blurry and near objects are clearer.



Farsightedness (hyperopia): In a hyperopic eye, the corneal surface is too flat, and light rays are focused behind the retina, resulting in a blurry image. To a farsighted person, both distant and near objects are blurry.



Astigmatism: In an astigmatic eye, the cornea is shaped more like a football than a basketball (spherical). Light rays are focused at multiple points, again creating a blurry image. Many people with myopia and hyperopia also have astigmatism.



Presbyopia: Refers to a natural weakening of the eye that comes with aging, usually in the early to mid 40's. A presbyopic eye loses its ability to focus on near objects, like text in books or newspapers, and reading glasses usually become necessary.

WHAT HAPPENS at your initial visit?

MANY people have never been to an ophthalmologist let alone a LASIK practice. But on your visit you'll find it's just like going to the eye doctor with a few more tests.

We check the overall health of your eyes and stability of your vision to make sure you are an excellent candidate for LASIK — which is one reason we have earned an outstanding safety record.

ON THE DAY of your initial Exam & Consultation you will fill out the necessary paperwork and then start your eye and LASIK exam. We conduct a thorough and complete examination of your eyes, including some of the following advanced diagnostic tests. ➤



DURING THE EXAM

We will:

- Measure pupil size
- Conduct a Wavefront diagnostic evaluation, which provides a “fingerprint” of your eye
- Perform a glaucoma test
- Conduct a refraction evaluation to determine your vision stability
- Perform an Orbscan test to map the shape, contour and thickness of your cornea
- Dilate your eyes and repeat your refraction to make sure your vision is stable. (If you have been referred to us by your local optometrist, you may return to their care for this exam.) This important dilation step is sometimes skipped at other practices to save time, but we always include it.
- Retinal evaluation

AFTER THE EXAM

After this initial exam, you will meet with one of our refractive counselors and can:

- Ask additional questions
- Discuss pricing and affordable financing options
- Schedule your LASIK procedure if you decide to proceed

WHAT IS LASIK? What is PRK?

PRK is the same laser treatment as LASIK, except that the treatment is applied to the corneal surface instead of under a flap.

WHAT IS LASIK?

LASIK (laser-assisted in-situ keratomileusis) is the most popular surgical procedure to correct vision problems caused by refractive error or the failure of the eye to focus light properly. LASIK is a type of Laser Vision Correction performed by a surgeon using a computer-controlled laser that emits precise pulses of energy to reshape the cornea.

LASIK dramatically reduces the need for glasses or contact lenses by treating nearsightedness, farsightedness and astigmatism. After LASIK, nearly all patients see well enough that they don't need glasses or contacts for most or all activities requiring distance vision.



WHAT IS PRK?

Not everyone is a candidate for LASIK. Your cornea may be too thin or the shape of your eye might not be appropriate for LASIK treatment. But you still have an excellent option to improve your vision: PRK, which stands for photo-refractive keratectomy.

PRK works in exactly the same general way as LASIK by reshaping the cornea of the eye so that it better focuses incoming light.

Both are two-step processes; however, in PRK the first step is different. Whereas LASIK involves providing the laser treatment under a flap, PRK is the application of the laser treatment on the corneal surface.

PRK STEPS

After numbing your eyes, a surgeon gently polishes away surface cells from the cornea.

Next, the surgeon uses a laser to painlessly reshape the cornea; the same laser used in LASIK surgery.

To help the healing process, a temporary, clear protective lens is placed over the cornea for four to seven days.

Between 10% and 15% of our patients have PRK; millions have successfully had the procedure.



*First time since I was 4 that I don't need glasses!
20/400 to 20/15 which is better than perfect!*



— JAMIE A.

WHAT HAPPENS in the LASIK procedure?

THE LASIK PROCEDURE consists of two steps: First, we create a corneal flap. Then we reshape your cornea to correct your vision. With PRK, there is no flap and the flap creation step is omitted as the laser treatment is applied directly to the corneal surface.

Depending upon your eyesight, several options are available for the first and second steps of LASIK, and our experienced staff will help you determine which options are the best for you.

STEP ONE — Creation of the LASIK Flap

First, we will numb your eye with local anesthetic drops. Then a small flap is gently created in the outermost surface of the cornea to allow access to the corneal bed below. Your surgeon will perform this step of the procedure with one of two instruments:

LASIK

*step
one*

CREATION of the LASIK FLAP

Option 1

**MICROKERATOME
"BLADE"**

Option 2

**INTRALASE
"ALL LASER LASIK"**

OPTION ONE: Microkeratome

A hand-held oscillating blade positioned on top of the cornea creates the flap. Until several years ago, this was the only instrument available to make a LASIK flap, but it is used infrequently today due to the development of newer technology.

*We will help you **UNDERSTAND**
your options and determine which
TECHNOLOGY is best for YOU.*

OPTION TWO: IntraLase "All Laser LASIK"

A computer-guided laser creates the flap, allowing a surgeon to tailor the size, shape, and depth of the corneal flap for each of your eyes. This is the most advanced technology available for creating the flap and makes the procedure extremely safe and precise. This also results in better flap thickness and fewer flap complications.

In a recent clinical survey of LASIK patients who had their corneal flaps created using a blade in one eye and the IntraLase method in the other, the vision in the IntraLase-treated eye was preferred 3-to-1.

WHAT HAPPENS in the LASIK procedure? *(continued)*

STEP TWO — Reshaping Your Cornea

The goal of LASIK and PRK is to reshape the cornea, the front part of the eye that helps focus light on the retina.

To correct nearsightedness, the cornea is flattened; for farsightedness the cornea is steepened. To correct astigmatism, we use the laser to correct the cornea's irregular shape.

When it comes to this part of the LASIK or PRK procedure, you have two options, conventional or Custom LASIK.

LASIK/PRK

step
two

RESHAPE YOUR CORNEA

An Intralase procedure is always preferred due to the extra safety and accuracy of the laser. Additionally, there is more tissue available for retreatments if ever needed in the future. Complications with the Intralase are extremely low compared to Microkeratome.

After we reshape a LASIK patient's cornea, we gently reposition the corneal flap, which begins to heal immediately. With PRK patients, a temporary, clear protective lens is placed over the cornea for four to seven days. This speeds the healing process and protects the cornea.

What are the differences between Conventional and Custom Laser Vision Correction?

CONVENTIONAL LASIK/PRK

- Uses the measured refractive error of the eye to calculate the laser procedure plan
- Useful for tissue conservation and certain prescriptions

CUSTOM WAVEFRONT LASIK/PRK

- May be preferable for some patients
- This treatment uses the wavefront analyzer to produce a mapping of your visual system, which creates a "fingerprint" of your eye.
- May be helpful in treating night vision problems like glare and halos by correcting scattered light known as higher order aberrations

*Our doctors will
HELP you determine
which **TREATMENT**
is preferred
for **YOUR** eyes.*

FAQS: Frequently Asked Questions

A CLEAR UNDERSTANDING is an important part of your journey to clear vision.

Will LASIK or PRK hurt?

Patients generally experience no pain during their LASIK or PRK procedure. We numb your eyes using eye drop anesthesia prior to the procedure. After the numbing wears off, some discomfort from the procedure may be felt for up to 6-8 hours after LASIK. For PRK, a foreign body sensation and light sensitivity may persist for a few days while the surface of the eye heals.

Will I go blind?

No one has ever gone blind from having LASIK or PRK. With these relatively noninvasive procedures, only the surface of the eye is treated when reshaping the cornea.

How long does it take?

Both the LASIK and PRK procedures usually take less than 10 minutes from start to finish for both eyes.

Is Laser Vision Correction safe?

Laser Vision Correction is the most commonly performed and least invasive refractive procedure today. All procedures do involve some risk. LASIK and PRK have been proven to be both safe and effective for nearly all patients. Many surgeons consider Laser Vision Correction to be one of the safest procedures ever performed. More than two million LASIK procedures are performed each year.



Is Laser Vision Correction a permanent fix?

Laser Vision Correction permanently reshapes your cornea. LASIK has been practiced for almost 20 years and is a proven long-term solution for vision correction. A very low percentage of patients can benefit by having their vision improved further with a second treatment, known as an enhancement.

Will I still have to wear reading glasses?

There is a misconception that LASIK or PRK causes presbyopia or farsightedness. Presbyopia and the need for reading glasses happens for most people past the age of 40 whether or not they undergo Laser Vision Correction.

When will I be able to return to work?

In most cases, the recovery process is brief. Most patients are able to resume the majority of their normal activities the next day. PRK patients will need to take several days off from work depending upon their rate of healing.

FAQS: Frequently Asked Questions *(continued)*

Who is a candidate for LASIK or PRK?

LASIK and PRK can treat a very broad range of nearsightedness, farsightedness and astigmatism. Some general requirements include:

- Minimum 18 years of age. No maximum age
- No major visual problems such as cataracts or macular degeneration
- Reasonably stable vision prescription

What is IRIS registration?

Advanced eye tracking software during each treatment will compensate for any eye movement during the procedure. Iris registration (IR) provides the most precise laser alignment accuracy to date, resulting in safer and more accurate surgical procedure and even better outcomes. It is used only in combination with wavefront treatment and is a fully automated, no-touch technology that allows us to provide greater accuracy and precision for your treatment.

During your surgery, IR creates a very detailed image of your iris, making it possible to align our laser perfectly to your eye. Since no two irises are the same, IR also ensures that the correct prescription is matched to the correct patient. Some patients are concerned that during surgery, any eye movement will jeopardize the treatment and their safety. But rest assured, IR ensures a higher degree of surgical accuracy and safety.

What is Intralase LASIK?

IntraLase Method

Intralase prevents the development of complications such as imperfect flaps that are occasionally seen with the Microkeratome. The flaps are very precisely made and there is a near zero risk of a flap complication with the Intralase. This treatment is safe, fast and virtually painless.

The term Intralase LASIK describes the most advanced method of performing LASIK, including an all laser LASIK procedure. Using the

Advanced CustomVue

In clinical studies, 100 percent of patients treated for moderate nearsightedness passed a driving test without glasses or contact lenses, and 98 percent had 20/20 vision or better one year after treatment.

NIGHT VISION: Four times as many LASIK patients were very satisfied with their night vision after the procedure, compared to their night vision before the procedure with glasses and contact lenses.

With respect to passing a driver's test, over 99% of our patients achieve driving vision after their first treatment and are able to drive within a day or two of their procedure.



FAQS: Frequently Asked Questions *(continued)*

Why do some people need an enhancement after Laser Vision Correction?

Every patient and refractive surgeon wants to achieve perfect vision correction with one refractive surgery procedure. While the majority of our patients only have one treatment, there are occasions where a second treatment or an enhancement is the preferred option. Sometimes your eyes will have an over or under response to the LASIK or PRK treatment, and your vision can be corrected even more. Our doctors can help you to determine if an enhancement is ideal for your vision. Enhancements are generally performed 3 to 6 months after the initial surgery



Will I have trouble with night vision or passing a driver's test after Laser Vision Correction?

The vast majority of patients don't have any long-term issues with night vision. However, your night vision can be effected for several nights after undergoing LASIK surgery as part of the normal healing.

Some patients experience temporary night vision problems after LASIK or PRK that lasts longer. This temporary effect is normal and nearly always improves over time.

Some people who have excellent uncorrected visual acuity after LASIK based on eye chart testing still can have bothersome side effects. For example, it is rare but possible that you may see 20/20 or better after LASIK or PRK but still have symptoms such as double vision, unresolved dry eyes or difficulty seeing at night because of glare or halos around lights.

What is the next step?

To receive complete details about LASIK or PRK, we encourage you to schedule a **FREE EYE CONSULTATION AND EXAM** so our staff can walk you through the process step-by-step and answer all your questions. All you have to do is make a free appointment.

1.877.551.2020

WHAT TO EXPECT on the day of your Procedure

YOUR EXCITING DAY is here!



PART ONE:

BEFORE THE PROCEDURE

- Please arrange to have a friend come with you so they can drive you home after the procedure. They can also watch the procedure if you want.

Upon arrival you will:

- Be greeted by your Patient Counselor who will assist you in completing all necessary paperwork and confirm your choice of payment option, laser technology and service plan
- Spend time with your surgeon who will answer any questions you may have
- Relax in our welcoming offices

PART TWO:

THE PROCEDURE

After you will:

- Be warmly greeted by our friendly surgical team
- Be prepared for the procedure one eye at a time
- Be provided with an optional sedative if you are nervous. We will provide ample anesthetic to ensure your comfort.

PART THREE:

POST-PROCEDURE CARE

- Spend the day relaxing

It is very important to follow your post-operative instructions and come to all of your follow-up visits, whether they are at our offices or one of our partner doctors if that is more convenient.

Expect to have follow-up visits in:

- One day
- Four days for PRK only
- One week
- 1-3 months



King LASIK changed my life!! :) I went to four other places for consultations and I chose King LASIK because of their friendly and knowledgeable staff. They were patient with me and answered all of my questions and didn't try to rip me off like some of the other places I visited. Best decision I have ever made!



— PARISA A.

WHY CHOOSE KING LASIK?

EXPERIENCE + TECHNOLOGY + SAFETY RECORD + AFFORDABILITY

CLEAR VISION IS PRICELESS. Selecting the right surgeon to perform your Laser Vision Correction is probably the most important consideration when deciding to undergo this life changing procedure.



With a number of LASIK and PRK providers in the United States and Canada, it's more important than ever to make your decision carefully. In determining which facility is most qualified to help you, we strongly encourage you to consider the experience of the surgeon and staff, the technology used at the office, and the office's safety and results record.

EXPERIENCE

Our primary surgeon Dr. Joseph King has performed over 85,000 LASIK/PRK procedures. Dr. King is certified by the American Board of Ophthalmology and the Royal College of Surgeons of Canada.

Each member of our team of highly experienced surgeons has performed thousands of procedures and has years of surgical experience. Dr. King and many of our doctors have undergone the LASIK procedure so they truly understand your concerns as a patient.

We believe strongly in providing you with an outstanding experience before, during and after your procedure.



SAFETY RECORD

Laser Vision Correction has been performed safely for over a decade and millions of Laser Vision Correction procedures are performed annually worldwide.

At King LASIK, we have an outstanding and long record of safety. While LASIK is a very safe procedure, it is well documented that experienced surgeons have lower complication rates.

In addition, we use the most advanced technology available, such as IntraLase "All Laser LASIK" and Custom Wavefront, which provides you with the safest procedure today.

Nationally published studies indicate that the risks of wearing contact lenses long term may actually be greater than the small risks of Laser Vision Correction, especially when considering risk of infection and resulting loss of vision.

WHY CHOOSE KING LASIK? *(continued)*

AFFORDABILITY

Our \$0 Down / 0% Financing program offers you the opportunity to see clearly while leaving you more money to enjoy your new found visual freedom. Our Laser Vision Correction treatments are available in a range of affordable and competitive pricing options.

We believe this gift of sight should be available to everyone and our expert services are priced accordingly. At King LASIK, we are committed to providing everyone with the financial options to a clearer future.


We are confident you will not find a more qualified provider of Laser Vision Correction or better technology at any cost and we offer a Best Price Guarantee.

TECHNOLOGY

King LASIK's modern and comfortable facilities are equipped with state-of-the-art laser technology to provide you with the most advanced options available.

Corneal flaps are created with all-laser technology, and vision correction lasers possess wavefront technology for the most advanced and most successful vision correction.

FINANCING: With King LASIK's easy financing programs, your payments can be customized to meet your needs. Please ask one of our patient counselors for more information.



TESTIMONIALS



//

"There are many excellent LASIK surgeons, however a truly exceptional LASIK surgeon handles complications with ease and grace. Thank you for being an exceptional surgeon. My husband Matt and I are so grateful for your wonderful experience and knowledge."

— DR. JERI M., OD, Optometrist

"Perfect 20/20 Vision — Cannot thank you enough for how easy my life has become without glasses and contacts!"

— MATT M., Jeri's husband

"Before LASIK, I couldn't do anything without my glasses. I couldn't even see the alarm clock next to my bed. Now, I can ride my motorcycle with sunglasses instead of glasses and I don't have to worry about losing them or breaking them when I'm rafting. It's wonderful!!!"

— STACEY N.

"I highly recommend King LASIK! All of the staff members I came in contact with were very professional and courteous. They are also very affordable compared to other places I looked and financing was easy."

— JENNIFER Q.

"The doctors and staff are the kindest and most caring group I've ever seen in a medical atmosphere. I'm still in shock being able to see without any help! Thank you! Thank you, Thank you!!"

— TARA U.

"The prep crew was top notch. By the time the doctor arrived, things had gone so smooth I couldn't tell where one team left off and the doctor took over. The front office staff was just as accommodating; professional all the way. My 'congrats' to a well-trained team."

— DAVE R.

//



UNITED STATES LOCATIONS

Seattle Metro

900 SW 16th Street, Suite 200
Renton, Washington 98057

Tri-Cities

8011 West Quinault Avenue
Kennewick, Washington 99336

Portland Metro

17600 NE Delfel Road
Vancouver, Washington 98642

CANADA LOCATIONS

Vancouver Metro

1020-4710 Kingsway Metrotower 1
Burnaby, BC, V5H 4M2

Victoria

201-3550 Saanich Road
Victoria, BC, V8X 1X2

Edmonton

303-10060 Jasper Ave
Edmonton, AB, T5J 3R8

Fort McMurray

200-9401 Franklin Ave
Fort McMurray, AB, T9H 3Z7

1.877.551.2020

kinglasik.com

Call now for a **FREE** LASIK consultation and exam.